

## Instructions

(DFS-DSS-M005)

### Product Introduction:

This product is from D.F.S Technology (HK) Ltd independent research and development, It has been independent intellectual property rights. It is open display for the Mobile Phone, MP3, MP4 and other display stand of the real commodity. It has a good effectively anti-theft for the display products while the customer was touching and experiencing it. So that it let customer have stronger buy desire.

### Function of the product:

#### Main Function of the product

1. The customer experience in display.
2. Anti-theft for display goods effectively.
3. Charging for the display goods

### Description of Accessories:

1. A set of holder.



2. Power adapter  
(According to the requirements of our customers to configuration)




3. Several security display stand match one remote controller



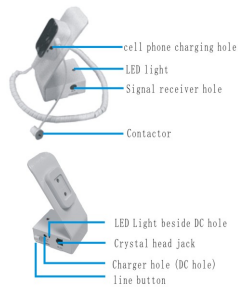
4. One set of instructions

5. According to the requirements of our customers to configure several charger line.

the sort of phone charging:



### The structure of the holder


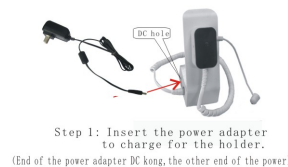


### Operation steps:


1. Insert the power adapter to charge for the holder.  
(Host DC hole next to the LED light will turn red, When charging, fully charged the LED turns off)
2. Slide the switch on the bottom of the power, turn on power.
3. The remote controller aim at the signal receiver parallel, press the remote controller within 15mm to active the holder.
4. Tear off the 3M sticker of the holder bottom.
5. Put the holder on the clean table. (Need to press at least for 10 minutes)
6. Tear off the 3M sticker of the contact touch, then put it on the back of displayed cell phone (Need to press at least for 10 minutes)
7. Tear off the 3M sticker of the small touch, then put it on the front side of the displayed cell phone (Need to press at least for 10 minutes)

When finished the seven steps, the holder will sound a beep, the LED light will flicker blue light once 5 seconds, the holder will in the work state.

### Operation schematic drawing



Step 3: The remote controller aim at the signal receiver Parallel, press the remote controller within 15mm To active the holder.  
(The moment of pressing the remote button, the host will issue a bit of tone)



Step 4: Tear off the 3M sticker of the holder bottom.



Step 5: Put the holder on the clean table.  
(Need to press at least for 10 minutes)



Step 6: Tear off the 3M sticker of the touch side and stick the goods on it.  
(Need to press at least for 10 minutes)



Step 7: Tear off the 3M sticker of the small touch side, and stick it on the surface of the commodity.  
(Need to press at least for 10 minutes)



### The overall effect diagram

When finished the seven steps, the holder will sound a beep, the LED light will flicker blue light once 5 seconds, the holder will in the work state.

### Notes:

1. Keep the controller at a shorter distance with the Signal receiver hole (within 15 mm)
2. avoid irradiating the Signal receiver hole by strong light
3. make sure the surface is clean before sticking
4. please use it after 24 hours after 3M sticker works
5. The continuous flashing of Led indicator and the intermittent prompting sound indicate low power of the holder, which should be charged.
6. the alarm will last for 4 minutes in a time
7. before replacing the 3M sticker at the bottom of holder, you should use a blower heating the area around where the holder bottom and desktop were adhered, thus weakening the adsorption property and easier to separate.
8. Reactivation is needed when LED indicator was lost or should be replaced for some reasons
9. you can reactivate the holder in the following two situations:  
(1) Repeat the steps as above  
(2) Host is glued to the table .not easy to unplug, you can let the host in alarm, detection state, the host of the code. For example :you can unplay the crystal in the crystal of the host side of the jack head, so that the host in a non-alarm status.

### Contact way:

D. F. S Technology (HK) Co., Limited  
D. F. S Metal Goods Co., Ltd  
TEL: +86-755-29091740 /27058017/27689276  
Fax: +86-755-29091835  
Website: <http://www.dfshk.cn>  
<http://www.dfshk.com>  
<http://www.dfshkmanufacturing.com>  
China Address: Building3, Block2, The 3rd Industrial Zone of Yanchuan Village, Songgang Town, Bao'an District, Shenzhen, China. 518105.  
Hong Kong Address: Unit503, 5/F., Silvercord Tower2, 30 Canton Road., Tsimshatsui, Kowloon, HK  
Tai Wan Address: No. 6, 4 community, 13 street, chengong road, HsinChu City Taiwan  
Customer service tel: 86-13510876029/13510871659  
Complaint tel: 86-13510816849  
Free hotline: 86-400-886-7708